

Natural England in the East Midlands: Axes 2 & 3 Environmental Measures [Regional Summary]:

Prepared for RCG 19 January 2009

Background

Programme includes these open schemes:

- Entry Level Stewardship Scheme (ELS)
- Organic Entry Level Stewardship Scheme (OELS)
- Higher Level Stewardship Scheme (HLS)

...and the following closed (Classic) schemes:

- Countryside Stewardship Scheme (CSS)
- Environmentally Sensitive Areas Scheme (ESA)

Scheme uptake measured by:

- Live agreement numbers (Table 1, Chart 1)
- Agreement area (Table 1, Chart 2)
- Agreement value (Table 1, Chart 3)

Data cut for NE region to include the entirety of the Peak District National Park.
Data extracted: 12 December 2008.

Tables & Charts

Table 1. Agri-Environment Scheme Delivery by Agreement Number, Area & Value

Scheme	Live Agreements	Agreement Area [ha]	Agreement Value [£m]
Entry Level & Organic Entry Level Scheme	4,316	736,372	121.54
Higher Level Scheme	316	16,361	38.29
Countryside Stewardship Scheme	1,502	37,694	103.80
Environmentally Sensitive Areas Scheme	437	56,552	40.85
<ALL>	6,571	846,979	304.48

Chart 1. Environmental Stewardship & Classic Scheme Delivery by Agreement Number

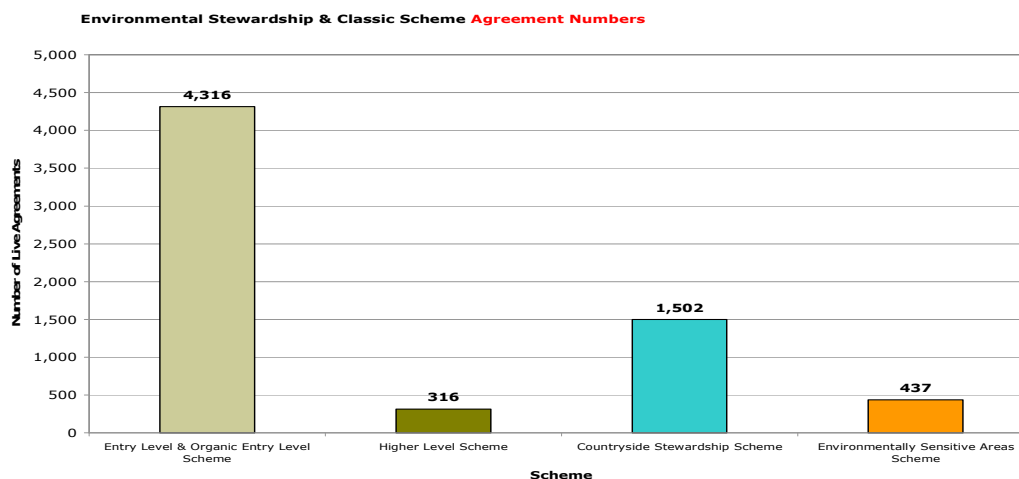


Chart 2. Environmental Stewardship & Classic Scheme Delivery by Agreement Area

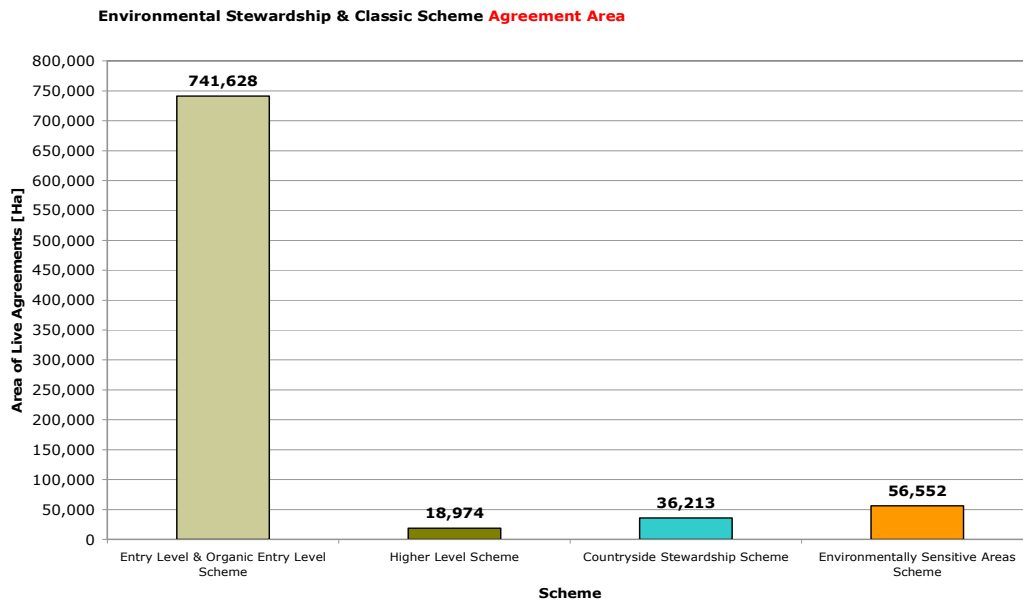
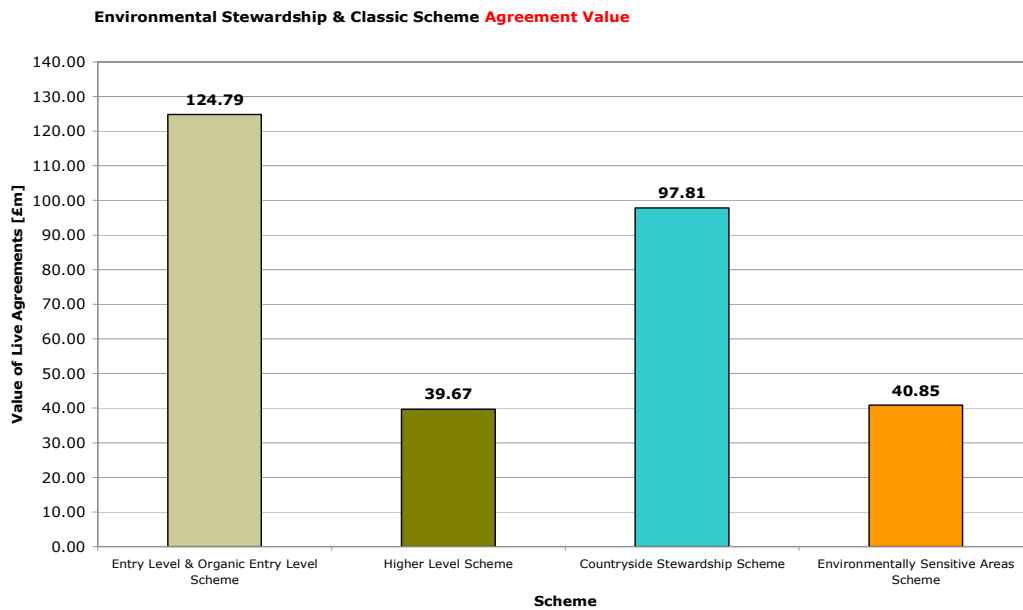


Chart 3. Environmental Stewardship & Classic Scheme Delivery by Agreement Value



emda RDPE figures to 31st December 2008

Eols Received – 239

Eols Endorsed – 155

Full Applications Received – 30

Full Applications Approved – 14

Full Applications In-process – 6

Regional breakdown

	Derbys	Leics	Lincs	Northants	Notts	Rutland	
Eols Rec'd	52	27	98	32	41	5	239
Endorsed	25	14	64	22	27	3	155

Month	Received	Endorsed
Jan '08	57	10
Feb '08	50	24
Mar '08	20	25
Apr '08	17	17
May '08	13	10
Jun '08	15	11
Jul '08	20	16
Aug '08	10	13
Sep '08	12	7
Oct '08	8	9
Nov '08	7	4
Dec '08	10	9
	239	155

Total Value of Endorsed Eols: £24,127,692**emda RDPE Budget £60,530,000****ERDP Spent**

06/07	1,675,734	
07/08	2,237,495	
08/09	422,615	
Total		4,335,844

RDPE Spent

08/09	268,921	
Total		268,921

Balance 55,925,235

ERDP Committed

2008/09	357,050
2009/10	7,454
Total	364,504

RDPE Committed

08/09	941,465
09/10	955,221
10/11	928,005
Total	2,824,691

Balance **52,736,040**

Skills Committed

08/09	72,000
09/10	323,074
10/11	337,474
11/12	167,452
Total	900,000

Balance **51,836,040**

LEADER round 1 Spend

08/09	25,222
Total	25,222

Balance **51,810,818**

LEADER Round 1 Committed

2008/09	128,264
2009/10	1,216,941
2010/11	2,037,598
2011/12	2,364,642
2012/13	1,616,035
2013/14	647,220
Total	8,010,700

Balance **43,800,118**

LEADER Round 2 Allocation

Total	4,043,800
-------	-----------

Balance **39,756,318**

Spent/Committed/Allocated to date **34.3%**

Forestry Commission – East Midlands

RDPE update December 2008

Grants uptake has been reasonably good despite exceptionally high grain prices and latterly the credit crunch. The creation challenge grant in the Lincolnshire Limewoods has been particularly successful. Figures are outlined below.

Woodland Creation Grant Analysis

Year	2005	2006	2007	2008
No applications	75	50	44	60
Ha	398	405	402	206
Threshold score	15	10	10	10

Grant Availability as of 1st October 2008

Grant Type	Original Budget	Funds remaining	Closing Date	Current Status
WCG	£750,000	N/A	30 th Sept 08	Closed
WPG/WAG	£37,000	£29,000	29 th Feb 09	Open
WRG	£50,000	£30,000	29 th Feb 09	Open
WMG	£75,000	£68,000	29 th Feb 09	Open
WIG Access	£50,000	£50,000	29 th Feb 09	Open
WIG Bio	£30,000	£23,000	29 th Feb 09	Open
WIG SSSI	£100,000	£40,000	29 th Feb 09	Open

- There is reasonable correlation with our regional priorities and particular success in the Lincolnshire Limewoods.
- One scheme of particular note elsewhere was the large United Utilities site in the Peak District at 12ha.
- We are working on developing greater targeting of grant for next year and are expecting an increased budget for woodland creation